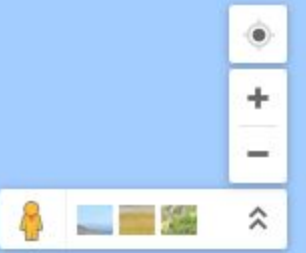
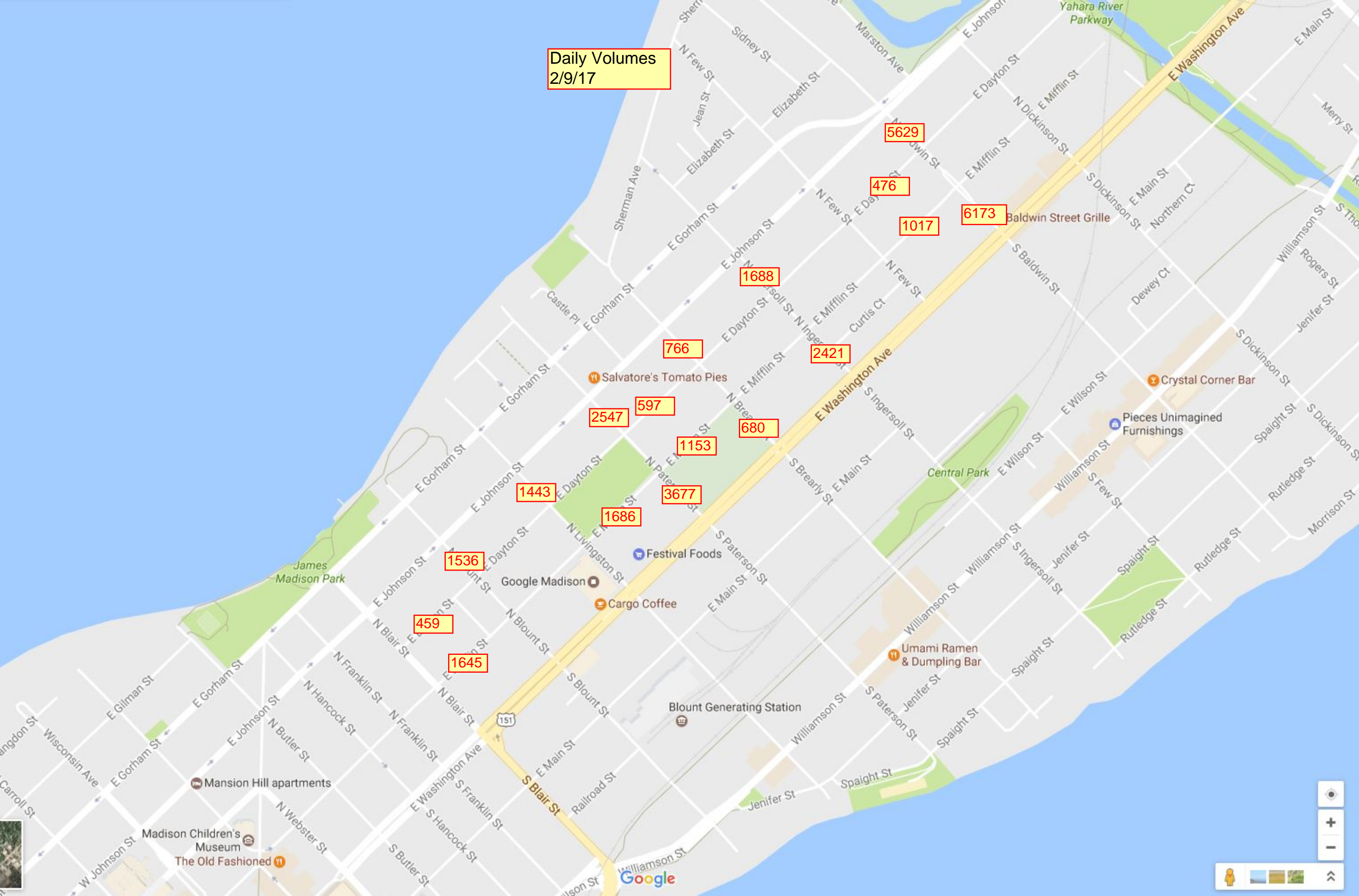
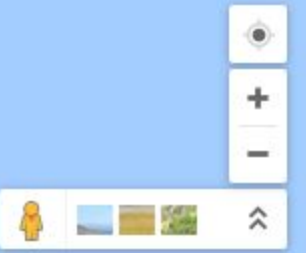


| Block | Daily Volumes Before | Daily Volumes During | % Change During Test Diverter |
|---------------------------|--------------------------|---------------------------|-------------------------------|
| | Test Diverter - 2/9/2017 | Test Diverter - 11/8/2017 | From Before (2/9/17) |
| 600 block E. Mifflin | 1645 | 1458 | 89% |
| 700 block E. Mifflin | No Data | 1599 | |
| 800 block E. Mifflin | 1686 | 1870 | 111% |
| 900 block E. Mifflin | 1153 | 1377 | 119% |
| 1200 block E. Mifflin | 1017 | 1097 | 108% |
| 600 block E. Dayton | 459 | 622 | 136% |
| 700 block E. Dayton | No Data | 634 | |
| 900 block E. Dayton | 597 | 940 | 157% |
| 1200 block E. Dayton | 476 | 652 | 137% |
| 0-100 block N. Blair | No Data | 7699 | |
| 0-100 block N. Blount | No Data | 1716 | |
| 200 block N. Blount | 1536 | 1475 | 96% |
| 0-100 block N. Livingston | No Data | 3666 | |
| 200 block N. Livingston | 1443 | 1735 | 120% |
| 0-100 block N. Paterson | 3677 | 5095 | 139% |
| 200 block N. Paterson | 2547 | 3543 | 139% |
| 0-100 block N. Brearly | 680 | 1139 | 168% |
| 200 block N. Brearly | 766 | 1191 | 155% |
| 0-100 block N. Ingersoll | 2421 | 2850 | 118% |
| 200 block N. Ingersoll | 1688 | 1877 | 111% |
| 0-100 block N. Baldwin | 6173 | 6542 | 106% |
| 200 block N. Baldwin | 5629 | 6055 | 108% |

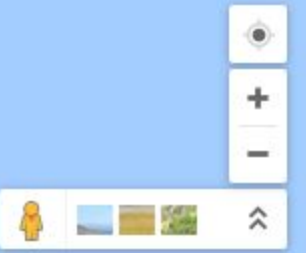
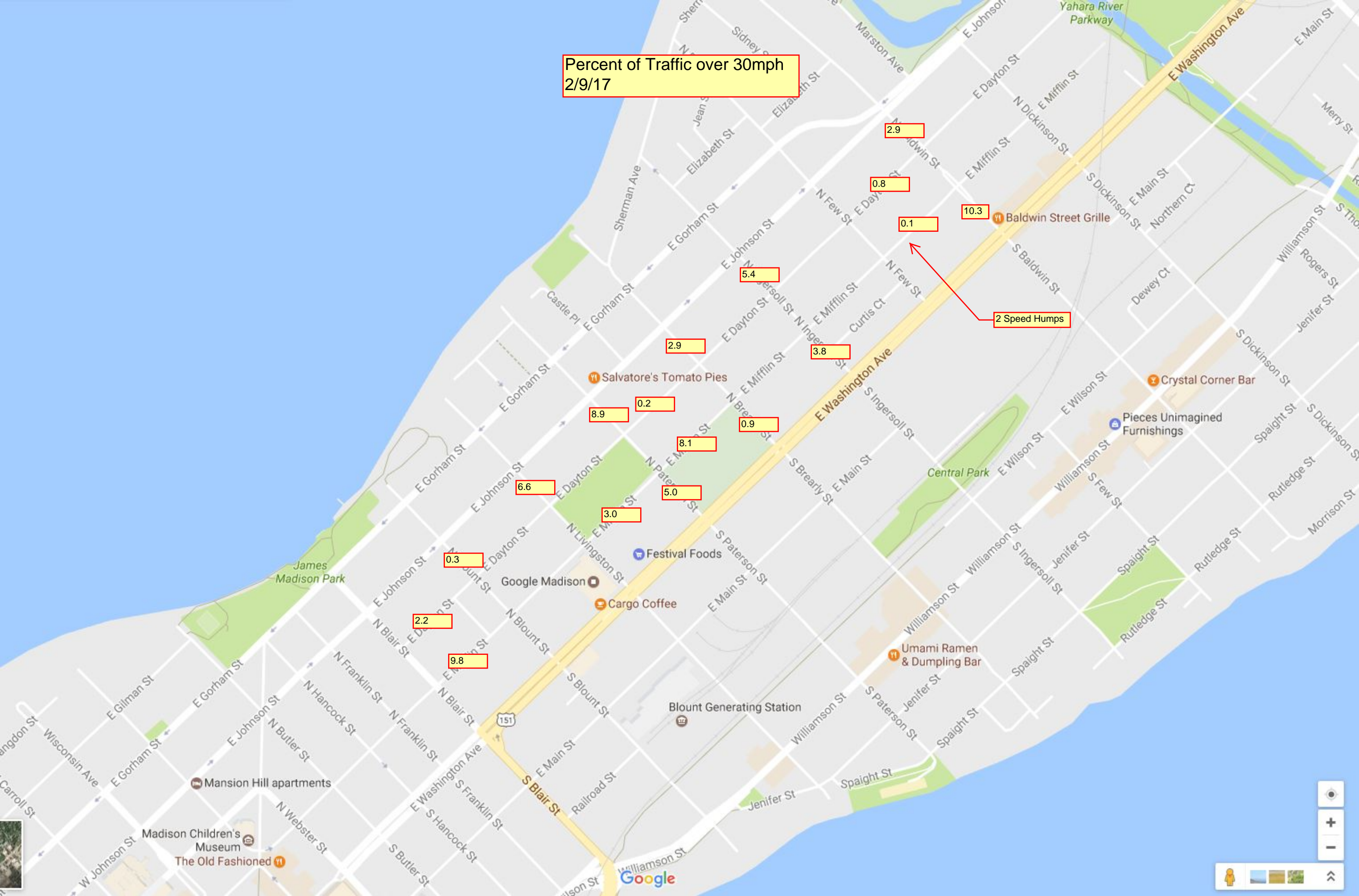
Daily Volumes
2/9/17



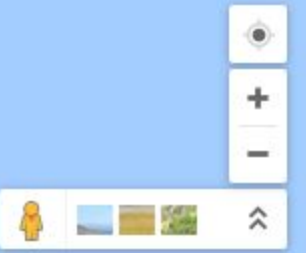
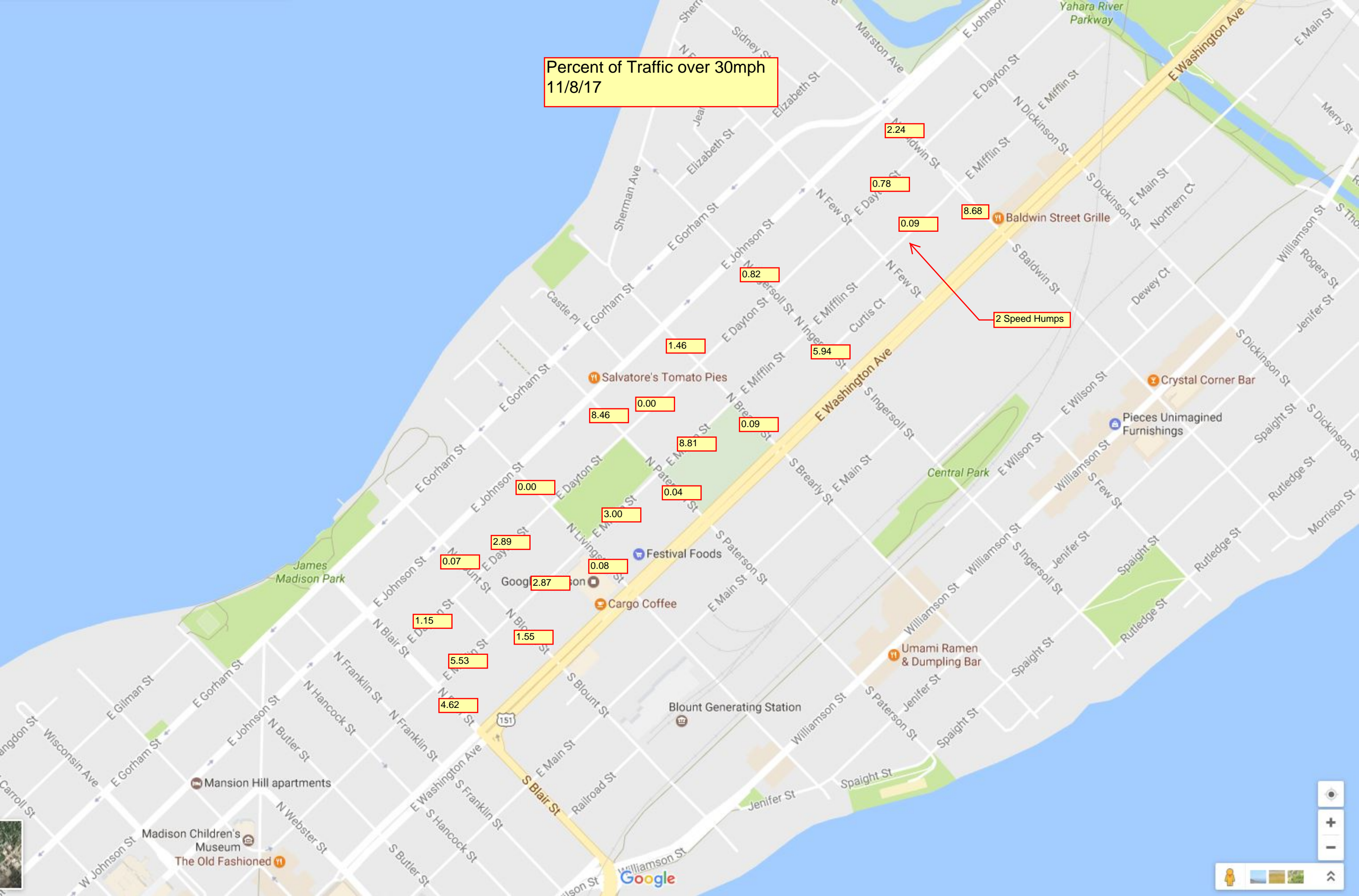
Daily Volumes During Test Diverter
11/8/17



Percent of Traffic over 30mph
2/9/17



Percent of Traffic over 30mph
11/8/17



| Blair/Mifflin Intersection Vehicle Counts | | 3/28/2017 | 11/9/2017 | Difference |
|---|-----------------------------------|-----------|-----------|------------|
| | | Before | After | |
| 7am to 9am | SB Blair left turns to EB Mifflin | 15 | 0 | -15 |
| | SB Blair straight thru | 720 | 630 | -90 |
| | EB Mifflin straight thru | 51 | 2 | -49 |
| | EB Mifflin right turns onto Blair | 122 | 134 | 12 |

| | | | | |
|-------------|-----------------------------------|-----|-----|-----|
| 11am to 1pm | SB Blair left turns to EB Mifflin | 20 | 1 | -19 |
| | SB Blair straight thru | 699 | 606 | -93 |
| | EB Mifflin straight thru | 48 | 3 | -45 |
| | EB Mifflin right turns onto Blair | 122 | 111 | -11 |

| | | | | |
|------------|-----------------------------------|------|------|------|
| 4pm to 6pm | SB Blair left turns to EB Mifflin | 72 | 2 | -70 |
| | SB Blair straight thru | 1275 | 1191 | -84 |
| | EB Mifflin straight thru | 159 | 2 | -157 |
| | EB Mifflin right turns onto Blair | 291 | 297 | 6 |

| Blair/Mifflin Intersection Bike Counts | | 3/28/2017 | 11/9/2017 | Difference |
|--|---------------|-----------|-----------|------------|
| | | Before | After | |
| 7am to 9am | EB Bikes thru | 11 | 7 | -4 |
| | WB Bikes thru | 98 | 95 | -3 |
| 11am to 1pm | EB Bikes thru | 11 | 11 | 0 |
| | WB Bikes thru | 22 | 10 | -12 |
| 4pm to 6pm | EB Bikes thru | 71 | 70 | -1 |
| | WB Bikes thru | 26 | 17 | -9 |